

# Panasonic

Air Conditioners 2012/2013



**INVERTER**

BUILT-IN GENIUS | **Panasonic**



## DEACTIVATES ALLERGENS TO CREATE HEALTHY, COMFORTABLE AIR

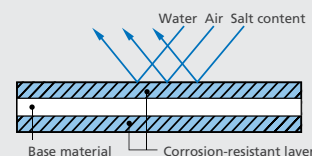

### ANTI-BACTERIAL FILTER

The Anti-Bacterial Filter combines three effects in one: anti-allergen, anti-virus and anti-bacterial protection to provide clean air.

### BLUE FIN CONDENSER

Condensers can take a beating from exposure to salty air, rain and other corrosive factors, Panasonic has expanded the life of its condensers with anti-rust coating.

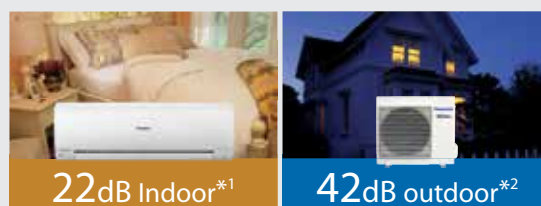
Special Coating Layer  
(Fin Cross-section)



Note: According to Panasonic test result.

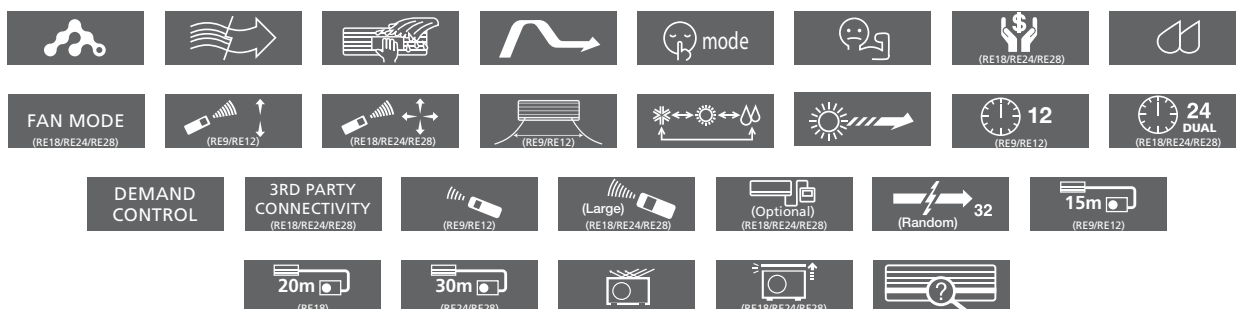
### QUIET MODE

The indoor unit delivers whisper-quiet operation. And the Quiet Mode is even more effective than before during both cooling and heating. As well as providing quieter indoor unit operation, it offers a function that also reduces outdoor unit noise.



\*1 CS-RE9NKR/RE12NKR: In the Quiet mode during cooling operation with low fan speed.

\*2 CU-RE18NKR: In the Quiet mode during cooling /heating operation with low fan speed.

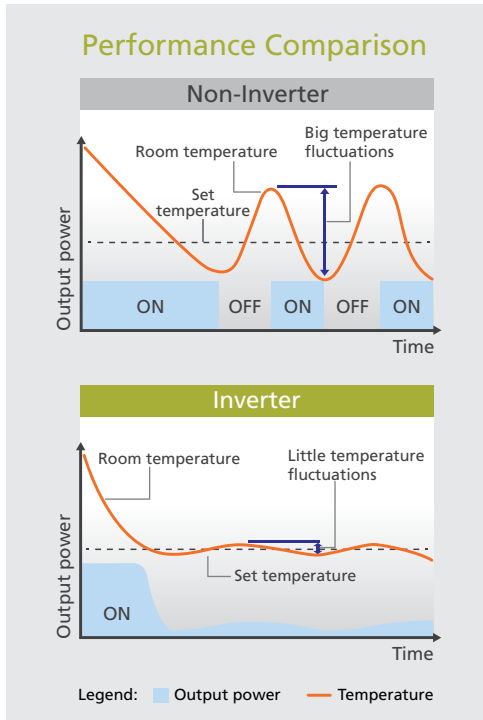


## EXCEPTIONAL ENERGY-SAVING PERFORMANCE

eco  
ideas

### ■ Reduces Electricity Consumption

Panasonic Inverter air conditioners are designed to give you exceptional energy saving performance while ensuring you stay comfortable at all times.



### Electricity Consumption Comparison



During Cooling Up To  
**50%<sup>\*1</sup>**  
ENERGY SAVINGS


**\*1 Comparison of 3.5kW Inverter model and 3.5kW Non-Inverter model (Cooling)**

Outside temperature: 35°C/24°C,  
Remote setting temperature: 25°C with Fan speed (High)  
Vertical Airflow direction: Auto, Horizontal Airflow direction: Front

Total power consumption amount is measured for 8 hours from starting.  
At Panasonic Amenity Room (size: 16.6m<sup>2</sup>)  
This is the maximum energy savings value, and the effect differs according to conditions in installation and usage.

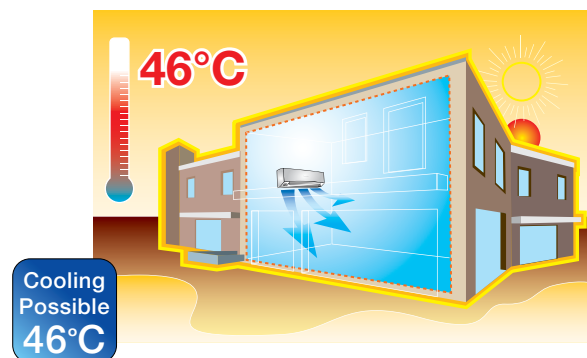
## WIDE OPERATING TEMPERATURE RANGE

Panasonic Inverter air conditioners are perfectly designed to suit Australia's climate with outstanding operating temperature range.



Providing outstanding cold climate performance, Panasonic Air Conditioners let you enjoy stable heating even when the outside temperature is below freezing. Units operate down to -15°C\*. Add to this exceptional durability and reliability and you are looking at worry-free operation for comfort during winter.

\* -15°C applies to CS-RE18NKR, CS-RE24NKR and CS-RE28NKR only. CS-RE9NKR and CS-RE12NKR operate down to -5°C.



Cooling is possible even when the outside temperature is up to 46°C. The highly durable compressors and fan motors found inside Panasonic Air Conditioners help to maintain room comfort even under the hottest conditions.



CS-RE9NKR | CS-RE12NKR



Wireless



CS-RE9NKR



CS-RE12NKR



CS-RE18NKR | CS-RE24NKR | CS-RE28NKR



Large Remote Controller



CZ-RD514C  
Wired Remote  
Controller (Optional)



CS-RE18NKR



CS-RE24NKR



CS-RE28NKR

## SPECIFICATIONS

Model		(50Hz)	CS-RE9NKR (CU-RE9NKR)	CS-RE12NKR (CU-RE12NKR)	CS-RE18NKR (CU-RE18NKR)	CS-RE24NKR (CU-RE24NKR)	CS-RE28NKR (CU-RE28NKR)
Cooling Capacity	kW		2.50 (0.90~3.00)	3.50 (0.90~3.90)	5.00 (0.90~5.80)	7.10 (1.70~7.70)	8.00 (2.30~8.40)
	Btu/h		8,530 (3,070~10,230)	11,940 (3,070~13,300)	17,100 (3,070~19,800)	24,200 (5,800~26,300)	27,300 (7,840~28,600)
EER	w/w		3.84	3.72	3.85	3.36	3.35
Heating Capacity	kW		3.30 (0.90~4.10)	4.25 (0.90~5.10)	6.35 (0.90~6.40)	8.00 (1.70~8.56)	9.00 (2.20~10.21)
	Btu/h		11,250 (3,070~13,980)	14,490 (3,070~17,390)	21,700 (3,070~21,800)	27,300 (5,800~29,200)	30,700 (7,500~34,800)
COP	w/w		4.07	3.86	3.76	3.62	3.42
Star Rating			3.0/3.5	2.5/3.0	2.5/2.5	2.0/2.5	2.0/2.0
Electrical Data	Voltage	V	240	240	240	240	240
	Running Current	A	3.10/3.75	4.10/4.90	5.90/7.60	9.40/9.90	10.90/11.90
	Power Input	kW	0.65 (0.19~1.00) 0.81 (0.17~1.15)	0.94 (0.17~1.20) 1.10 (0.15~1.46)	1.30 (0.23~2.05) 1.69 (0.26~1.71)	2.11 (0.43~2.48) 2.21 (0.38~2.37)	2.39 (0.46~2.70) 2.63 (0.50~2.99)
Noise	Sound Pressure Level <sup>#3</sup>	Indoor (Hi/L0/S-Lo)	dB(A) 42/27/22 42/27/25	42/30/22 42/33/25	45/34/31 42/33/29	48/38/35 48/38/35	49/38/35 48/38/35
		Outdoor (Hi/S-Lo)	dB(A) 47/— 48/—	48/— 50/—	47/42 47/42	53/48 53/48	53/48 53/48
	Sound Power Level	Indoor (Hi/S-Lo)	dB 58/— 64/—	64/— 66/—	61/56 61/56	67/62 67/62	71/66 71/66
		Outdoor (Hi/S-Lo)	dB 58/— 64/—	64/— 66/—	61/56 61/56	67/62 67/62	71/66 71/66
Humidity Removal	L/h		1.4	2.0	2.8	4.1	4.7
Air Flow	L/s		207/201	211/207	283/295	327/339	340/349
Dimensions	Indoor H x W x D	mm	290 x 848 x 213	290 x 848 x 213	290 x 1070 x 240	290 x 1070 x 240	290 x 1070 x 240
	Outdoor H x W x D	mm	540 x 780 x 289	540 x 780 x 289	795 x 875 x 320	795 x 875 x 320	1170 x 900 x 320
Net Weight	Indoor (Outdoor)	kg	8 (25)	8 (27)	12 (52)	12 (60)	12 (74)
Refrigerant Pipe Diameter	Liquid Side/Gas Side	mm	6.35/9.52	6.35/9.52	6.35/12.70	6.35/15.88	6.35/15.88
Pipe Extension Length	Min.~Max.	m	3~15	3~15	3~20	3~30	3~30
Pipe Length for Additional Gas		m	7	7	10	10	10
Additional Refrigerant Gas		g/m	20	20	20	30	30
Power Supply			Indoor	Indoor	Outdoor	Outdoor	Outdoor
Operating Temperature Range (Outdoor)	Degree °C		16~46/-5~24	16~46/-5~24	5~46/-15~24	5~46/-15~24	16~46/-15~24

<sup>#3</sup> Sound pressure level specification is measured according to JIS C9612.

### Rating Conditions

	Cooling	Heating
Inside air temperature	27°C DB/19°C WB	20°C DB
Outside air temperature	35°C DB	7°C DB/6°C WB

- Power plugs are not supplied with the unit.
- Electrical work must be installed by a licensed electrician. Be sure to use the correct rating of the power plug and mains circuit for the model to be installed.
- Please read the Installation Instructions carefully before installing the unit, and read the Operating Instructions before using.



The figure shown is the value during cooling operation with low fan speed in the Quiet mode.

## OUTDOOR



CU-RE9NKR  
CU-RE12NKR



CU-RE18NKR  
CU-RE24NKR



CU-RE28NKR



www.panasonic.com.au

Specifications are subject to change without notice. Publication date: August 2012.

For further information or location of your nearest Panasonic stockist please telephone Panasonic's Customer Care Centre on 132600.

BUILT-IN GENIUS | **Panasonic**